

UPLUS

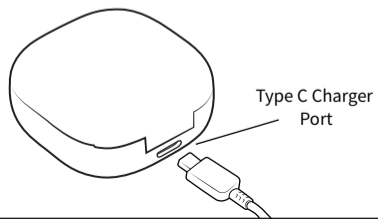
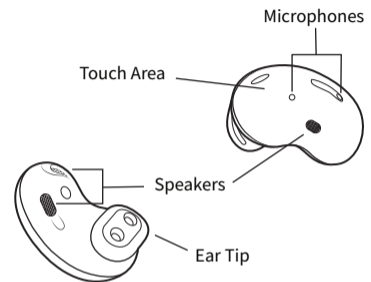
UPULSE

• TRUE WIRELESS HEADSET •

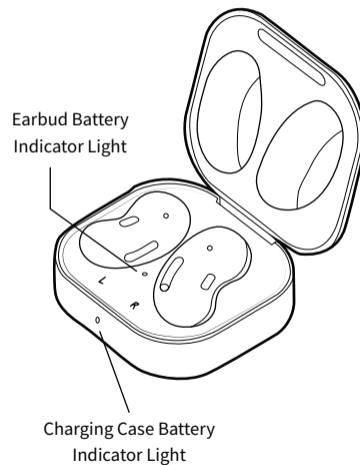


User Manual

Earbud Functions



Earbud Functions



How to Use

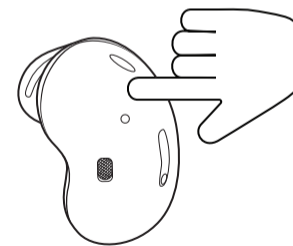
1. Make sure the earbuds are charged before trying to connect them to a device.
2. Once charged, take the earbuds out of the charging case. With the Bluetooth on, keep your mobile phone or other device near the earbuds.
3. Once the earbuds appear on your device, tap to connect.

Charging

To charge your earbuds, place them inside the charging case. Connect the side of the cable with the Type C port to the Charger Port behind the case. Connect the other end to a USB supported Adapter. The Charging case will stop flashing once it is fully charged.

Command Gestures

- One Tap** Play or Pause Track
- Two Taps** Play Next Track / Answer or End Call
- Three Taps** Play Previous Track
- Touch & Hold** Activate Preset Feature / Reject Call



Accessories Included

- UPULSE Earbuds
- Charging Case
- Charging Cable
- Manual
- 2 Wing Tip Sets

Product Specifications

BT Version	V5.0
Play Time	6 Hrs
Talk Time	5Hrs
Standby Time	300 Hours
Transmission Distance	10 Meters
Charging Time	1 HR
Battery Capacity	3.7V 50mAh
Charge Box battery Capacity	450mAh
Charge parameters for headphones	5V 60mAh